

New Design and Improved Performance

Multi-Pleat XL8™

*MERV 8 Extended Surface Pleated Panel
Filters with Mechanical Media*



- Upgrade from standard pleated filters
- MERV 8 and MERV-A 8 performance ratings
- Mechanical MERV 8 media is not reliant on electrostatic charge for efficiency
- Low resistance to airflow
- High Dust Holding Capacity
- Sturdy double-wall frame design
- Moisture resistant beverage board frame
- Standard and High Capacity models
- Available in 1", 2", 4" and 6" depths

Koch Filter Corporation...Durable. Reliable. Versatile.

Multi-Pleat XL8 Mechanical MERV 8 Extended Surface Pleated Panel Filters



The Koch **Multi-Pleat XL8** is a medium efficiency extended surface pleated panel filter, engineered to provide higher initial efficiencies and overall superior performance than standard pleated filters.

The **Multi-Pleat XL8** carries a MERV 8 and MERV-A 8 performance rating in accordance with ASHRAE Test Standard 52.2-2007.

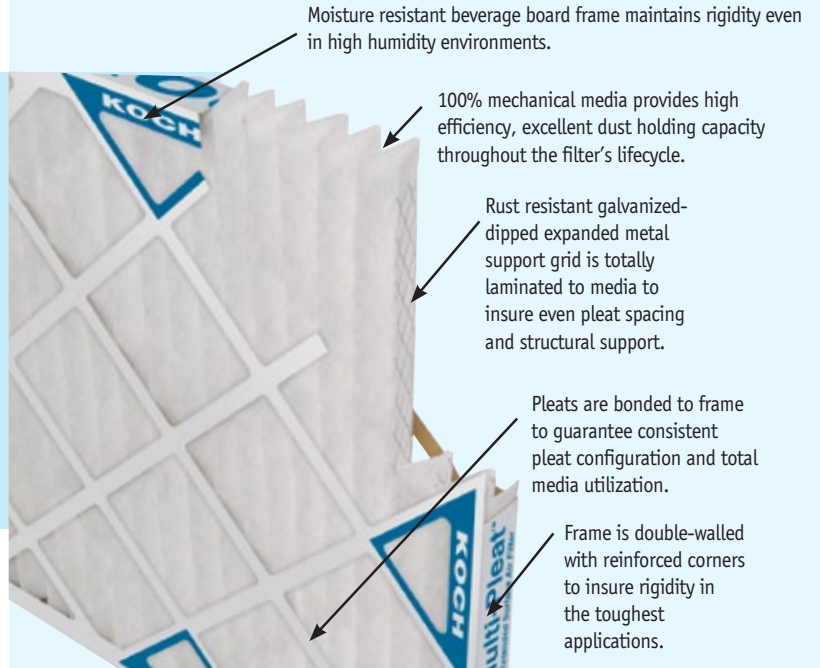
The MERV 8 and MERV-A 8 performance rating provided by the **Multi-Pleat XL8** make the filter an excellent upgrade from disposable filters and standard MERV 6 and 7 rated pleated filters. The **Multi-Pleat XL8** is the best selection in applications such as hospitals, laboratories, pharmaceutical plants, commercial office buildings, and in any system in which a higher degree of indoor air quality is required.

Multi-Pleat XL8 Construction

The **Multi-Pleat XL8** media is produced with an optimal blend of highly specialized fibers, developed by Koch Filter Corporation specifically for use in extended surface air filters.

Developed to deliver a “one of a kind” performance, this specialized media operates on mechanical filtration principles which provide high efficiency, low pressure drop and high dust holding capacity.

The Koch Multi-Pleat XL8 maintains a MERV 8 performance rating before and after conditioning steps when tested in accordance to ASHRAE Test Standard 52.2-2007 and 52.2-2007 Appendix J.



Two Media Area Capacity Levels

The **Multi-Pleat XL8** is an extremely versatile line of pleated panel filters which can be used in a wide variety of filtration systems worldwide. In order to meet the different requirements found in these applications, Koch offers the XL8 Series in two media area capacity levels.



Standard Capacity

Standard Capacity **XL8-SC** filters provide a combination of efficiency, economy, and excellent overall performance. Standard Capacity XL8 filters are an excellent choice in applications where filter change schedules are based on preventive maintenance schedules.



High Capacity - 30% more media

High Capacity **XL8-HC** filters are similar in construction to the Standard Capacity but have the added advantage of approximately 30% more media. The additional media results in extended filter life, making the XL8-HC the ideal filter for use in filtration systems where filter change schedules are predicated on recommended final pressure drop readings.

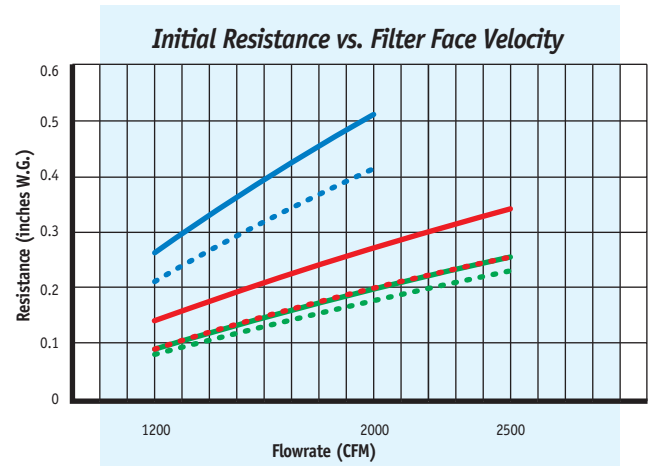
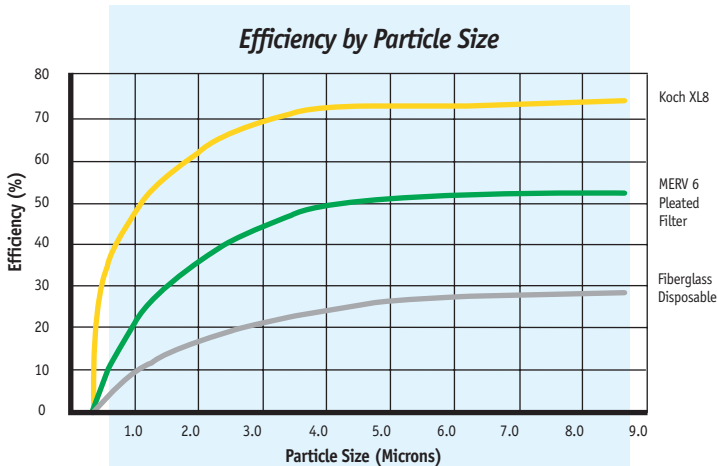
Multi-Pleat XL8 Technical Data

Standard Capacity XL8-SC High Capacity XL8-HC

Size (Nominal)	Size (Actual in inches)	Capacity			Resistance				Media Area (Sq. Ft.)	Resistance				Media Area (Sq. Ft.)
		Low (CFM)	Med	High	Low	Med	High	Final		Low	Med	High	Final	
10x20x1	9½ x 19½ x ¾	(CFM) 425	700	NR	0.26	0.51	NR	1.0"	2.3	0.21	0.41	NR	1.0"	2.9
12x20x1	11½ x 19½ x ¾	500	840	NR	0.26	0.51	NR	1.0"	2.8	0.21	0.41	NR	1.0"	3.5
12x24x1	11½ x 23½ x ¾	600	1000	NR	0.26	0.51	NR	1.0"	3.3	0.21	0.41	NR	1.0"	4.2
14x20x1	13½ x 19½ x ¾	590	980	NR	0.26	0.51	NR	1.0"	3.3	0.21	0.41	NR	1.0"	4.1
14x25x1	13½ x 24½ x ¾	730	1215	NR	0.26	0.51	NR	1.0"	4.1	0.21	0.41	NR	1.0"	5.1
15x20x1	14½ x 19½ x ¾	625	1050	NR	0.26	0.51	NR	1.0"	3.5	0.21	0.41	NR	1.0"	4.4
16x20x1	15½ x 19½ x ¾	670	1115	NR	0.26	0.51	NR	1.0"	3.8	0.21	0.41	NR	1.0"	4.7
16x25x1	15½ x 24½ x ¾	840	1400	NR	0.26	0.51	NR	1.0"	4.7	0.21	0.41	NR	1.0"	5.9
18x24x1	17½ x 23½ x ¾	900	1500	NR	0.26	0.51	NR	1.0"	5.1	0.21	0.41	NR	1.0"	6.3
18x25x1	17½ x 24½ x ¾	940	1570	NR	0.26	0.51	NR	1.0"	5.3	0.21	0.41	NR	1.0"	6.6
20x20x1	19½ x 19½ x ¾	840	1400	NR	0.26	0.51	NR	1.0"	4.8	0.21	0.41	NR	1.0"	5.9
20x25x1	19½ x 24½ x ¾	1050	1740	NR	0.26	0.51	NR	1.0"	6.0	0.21	0.41	NR	1.0"	7.4
24x24x1	23½ x 23½ x ¾	1200	2000	NR	0.26	0.51	NR	1.0"	6.8	0.21	0.41	NR	1.0"	8.5
25x25x1	24½ x 24½ x ¾	1310	2170	NR	0.26	0.51	NR	1.0"	7.4	0.21	0.41	NR	1.0"	9.3
10x20x2	9½ x 19½ x 1¾	(CFM) 425	700	875	0.14	0.25	0.34	1.0"	4.0	0.09	0.18	0.25	1.0"	6.0
12x20x2	11½ x 19½ x 1¾	500	840	1050	0.14	0.25	0.34	1.0"	4.8	0.09	0.18	0.25	1.0"	7.2
12x24x2	11½ x 23½ x 1¾	600	1000	1250	0.14	0.25	0.34	1.0"	5.7	0.09	0.18	0.25	1.0"	8.6
14x20x2	13½ x 19½ x 1¾	590	980	1215	0.14	0.25	0.34	1.0"	5.6	0.09	0.18	0.25	1.0"	8.4
14x25x2	13½ x 24½ x 1¾	730	1215	1520	0.14	0.25	0.34	1.0"	7.1	0.09	0.18	0.25	1.0"	10.6
15x20x2	14½ x 19½ x 1¾	625	1050	1310	0.14	0.25	0.34	1.0"	6.1	0.09	0.18	0.25	1.0"	9.1
16x20x2	15½ x 19½ x 1¾	670	1115	1400	0.14	0.25	0.34	1.0"	6.7	0.09	0.18	0.25	1.0"	9.9
16x24x2	15½ x 23½ x 1¾	800	1350	1675	0.14	0.25	0.34	1.0"	7.8	0.09	0.18	0.25	1.0"	11.6
16x25x2	15½ x 24½ x 1¾	840	1400	1740	0.14	0.25	0.34	1.0"	8.1	0.09	0.18	0.25	1.0"	12.1
18x20x2	17½ x 19½ x 1¾	750	1250	1570	0.14	0.25	0.34	1.0"	7.3	0.09	0.18	0.25	1.0"	10.9
18x24x2	17½ x 23½ x 1¾	900	1500	1875	0.14	0.25	0.34	1.0"	8.8	0.09	0.18	0.25	1.0"	13.1
18x25x2	17½ x 24½ x 1¾	950	1570	1960	0.14	0.25	0.34	1.0"	9.1	0.09	0.18	0.25	1.0"	13.7
20x20x2	19½ x 19½ x 1¾	840	1400	1740	0.14	0.25	0.34	1.0"	8.3	0.09	0.18	0.25	1.0"	12.4
20x24x2	19½ x 23½ x 1¾	1000	1675	2100	0.14	0.25	0.34	1.0"	9.8	0.09	0.18	0.25	1.0"	14.6
20x25x2	19½ x 24½ x 1¾	1050	1740	2170	0.14	0.25	0.34	1.0"	10.5	0.09	0.18	0.25	1.0"	15.5
24x24x2	23½ x 23½ x 1¾	1200	2000	2500	0.14	0.25	0.34	1.0"	11.8	0.09	0.18	0.25	1.0"	17.9
25x25x2	24½ x 24½ x 1¾	1310	2170	2720	0.14	0.25	0.34	1.0"	12.8	0.09	0.18	0.25	1.0"	19.1
12x24x4	11½ x 23½ x 3¾	(CFM) 600	1000	1250	0.09	0.18	0.25	1.0"	10.6	0.08	0.16	0.23	1.0"	12.9
16x20x4	15½ x 19½ x 3¾	670	1115	1400	0.09	0.18	0.25	1.0"	12.0	0.08	0.16	0.23	1.0"	14.7
16x24x4	15½ x 23½ x 3¾	800	1350	1675	0.09	0.18	0.25	1.0"	14.3	0.08	0.16	0.23	1.0"	17.5
16x25x4	15½ x 24½ x 3¾	840	1400	1750	0.09	0.18	0.25	1.0"	15.0	0.08	0.16	0.23	1.0"	18.4
18x24x4	17½ x 23½ x 3¾	900	1500	1875	0.09	0.18	0.25	1.0"	16.3	0.08	0.16	0.23	1.0"	19.9
20x20x4	19½ x 19½ x 3¾	840	1400	1740	0.09	0.18	0.25	1.0"	15.1	0.08	0.16	0.23	1.0"	18.4
20x24x4	19½ x 23½ x 3¾	1000	1675	2100	0.09	0.18	0.25	1.0"	18.1	0.08	0.16	0.23	1.0"	22.2
20x25x4	19½ x 24½ x 3¾	1050	1740	2170	0.09	0.18	0.25	1.0"	19.5	0.08	0.16	0.23	1.0"	23.6
24x24x4	23½ x 23½ x 3¾	1200	2000	2500	0.09	0.18	0.25	1.0"	22.5	0.08	0.16	0.23	1.0"	27.5
24x24x6	23½ x 23½ x 5¼	(CFM) 1200	2000	2500	0.13	0.19	0.29	1.0"	33.3	0.11	0.17	0.28	1.0"	40.7

Additional Multi-Pleat XL8 Product Information

MERV (Minimum Efficiency Reporting Value) • Recommended Final Pressure Drop is 1.0" w.g. • Performance data is based on ASHRAE Test Standards 52.1-1999 and 52.2-2007. Recommended maximum continuous operational temperature is 200°F. • Multi-Pleat XL8 filters are classified as Underwriter's Laboratories Class 2 according to U.L. Standard 900.



Louisville, KY ▶
Headquarters, Manufacturing Plant,
and Regional Sales Office



East Greenville, PA
Manufacturing Plant
and Regional Sales Office



Serving
The World

Rancho Cucamonga, CA ▲
Manufacturing Plant
and Regional Sales Office



◀ Houston, TX
Manufacturing Plant
and Regional Sales Office



The Complete Line of Air Filtration Products for Commercial, Industrial, Hospital, Gas Turbine and Paint Filtration Applications.

Koch Filter Corporation Founded in 1966 by Joseph Koch and still managed by the Koch family, Koch Filter Corporation is a world class manufacturer of air filtration products. Koch Filter is recognized globally for its premier brand of high efficiency air filtration products and the industry's broadest range of air filters for any application. Our wide array of filtration products is currently installed in over 50,000 commercial, medical and industrial accounts worldwide.

Distributed by
 Filter Services of Indiana
 1550 Indiana Ave.
 Indianapolis, Indiana 46202
 317-264-2123



Look for the Koch Green icon! Whenever you see the Koch Green icon, we are identifying a product that meets or exceeds our criteria in one or more of the following categories: **Earns LEED Points, Reduces Energy Costs, Extends Filter Lifecycles, Conserves Resources, and Improves Indoor Environmental Quality.**